**VDCA 2016 Season Finale****Sorted on Laps****Group 1****Roebing Road Raceway 2.020 miles****Feature Race****12/10/2016 02:00 PM****Race (15:00 Time) started at 14:26:24**

Pos	PIC	No.	Class	Name	City	ST	Yr	Model	Disp.	Laps	Best Tm	Total Tm	Gap
1	1	6	1FP	Robert Stewart	Norcross	GA	1967	Triumph Spitfire	1296	11	1:26.004	5:55.770	
2	2	7	1FP	Bob Lembcke	Pensacola	FL	1966	MG Midget, Mk III	1278	11	1:25.497	5:56.159	0.389
3	1	12	1DSR	Alan Collard	Jupiter	FL	1972	Hague 72	848	11	1:26.042	5:59.035	2.876
4	1	51	1HP	Buzz Merchlewitz	Crossville	TN	1959	Austin Healey Sprite	980	11	1:27.614	6:27.928	3.893
5	3	16	1FP	Andy Russell	Charlotte	NC	1972	MG Midget	1310	11	1:28.368	5:34.900	6.972
6	2	94	1HP	Brian MacEachern	Flat Rock	NC	1959	Austin Healey Sprite	989	11	1:29.587	5:40.448	5.548
7	4	49	1FP	David Conrad	Nashville	TN	1959	MG A Roadster	1622	11	1:30.281	5:53.654	3.206
8	1	128	1CS	Shea Brown	Myrtle Beach	SC	1974	Fiat 128cs	1500	11	1:29.482	5:53.752	0.098
9	1	17	1GP	Tim Slater	W. Palm Beach	FL	1965	Triumph Spitfire	1147	11	1:30.007	5:54.322	0.570
10	2	33	1DSR	Doug White	Winston-Salem	NC	1972	NTM MK III	800	11	1:31.946	7:10.460	5.138
11	5	107	1FP	Carl George	Brentwood	TN	1959	MG A Roadster	1676	11	1:32.497	7:19.994	9.534
12	3	8B	1HP	Andrew McLean	Duluth	GA	1959	Austin Healey Sprite	998	11	1:32.940	7:20.702	0.708
13	2	56	1CS	Ross Bremer	Atlantic Beach	FL	1965	Ford Anglia Super	1300	11	1:33.058	7:21.212	0.510
14	4	86	1HP	Mark Gobble	Moneta	VA	1962	Austin Healey Sprite	948	11	1:32.893	7:22.196	0.984
15	1	210	1FM	Fred Burke	Atlanta	GA	1957	Elva MK 2	1220	10	1:36.290	6:27.345	1 Lap
16	2	8G	1FM	Tim Scopes	Hickory	NC	1957	Lotus XI S2	1400	9	1:44.751	5:11.423	1 Lap
17	3	061	1CS	William Moore	Mount Ulla	NC	1979	Austin Mini	1275	9	1:44.779	5:13.445	2.022
18	4	11	1CS	Dana Jacobs	Lexington	SC	1968	Mini Cooper MK II	1275	9	1:44.342	5:14.301	0.856
DNF	DNF	13	1FP	Becky Labat	Milledgeville	GA	1973	MG Midget	1275	4		6:20.951	Laps

Announcements


Cars 12 and 13 not detected, manually scored. Fast Lap times approximate.

Margin of Victory	Avg. Speed	Best Lap Tm	Best Speed	Best Lap by
0.389	83.694	1:25.497	85.056	7 - Bob Lembcke

Chief of Timing & Scoring: Neil Harmon**Orbits****Race Director: Mike Jackson**www.mylaps.com

Licensed to: Just N Thyme Services

Printed: 12/12/2016 10:40:25 AM



VDCA 2016 Season Finale

Sorted on Laps

Group 2 5 7

Roebing Road Raceway 2.020 miles

Feature Race

12/10/2016 12:30 PM

Race (20:00 Time) started at 12:38:30

Pos	PIC	No.	Class	Name	City	ST	Yr	Model	Disp.	Laps	Best Tm	Total Tm	Gap
1	1	33	2FB	Larry Wilson	Columbia	SC	1969	Brabham BT-29	1600	13	1:20.791	1:12.025	
2	1	5	7S2	Willis Worheide	Hilton Head	SC	1988	Swift DB	2000	13	1:20.513	1:12.205	0.180
3	1	51	7HS2	Tom Kane	Lynchburg	VA	1983	Tiga SC83	2000	13	1:20.639	1:15.439	3.234
4	1	27	2CF	Doug Meis	Winston Salem	NC	1974	Lola T340	1600	13	1:20.976	1:17.938	2.499
5	2	78	7HS2	Andrew Lewis	Newberry	FL	1983	March 83S	2000	13	1:20.752	1:24.749	6.811
6	1	256	5BSR	Roger Cassin	Brookline	MA	1964	Elva Mk 7S	1993	13	1:25.020	1:44.275	9.526
7	1	32	2FF	Les Bowers	Roanoke	VA	1971	Hawke DL2A FF	1600	13	1:23.610	1:44.695	0.420
8	2	9	2CF	Paul Buttrose	Fort Lauderdale	FL	1980	Crossle 40F	1600	13	1:23.615	1:45.003	0.308
9	2	960	2FF	Rick Little	Aiken	SC	1969	Macon Mk7	1600	13	1:24.229	1:45.629	0.626
10	3	6	2CF	Donald Baggett	Berkeley Lake	GA	1972	Crossle 35F	1600	13	1:20.527	1:51.255	5.626
11	3	8	2FF	David Allison	Dunn	NC	1969	Alexis Mk 14	1600	13	1:26.785	1:55.169	3.914
12	4	74	2CF	Christopher Tchorzn	St Augustine	FL	1976	Crossle 32 FF	1600	13	1:26.810	1:55.261	0.092
13	1	18	7SR	Jim Matthews	Douglasville	GA	1996	Toyota WSR	1594	13	1:26.693	1:58.136	2.875
14	2	59	7S2	Dave Handy	Semora	NC	1988	Swift DB2	2000	12	1:12.528	9:25.225	1 Lap
15	3	187	7S2	Ben Sinnott	Fairfield	CT	1991	Lola T90/91	2000	12	1:12.903	9:25.823	0.598
16	1	67	2FL	Joe Henslee	Knoxville	TN	1984	Reynard SF-84 FC	2000	10	1:24.980	7:19.111	1 Laps
17	5	63	2CF	Scott Nettleship	Wake Forest	NC	1981	Crossle 45F	1600	10	1:22.942	7:21.027	1.916
18	4	4	7S2	Greg Miller	Richmond	VA	1985	Swift DB2	2000	10	1:17.203	7:52.587	1.560
19	6	62	2CF	Duke Waldrop	Winter Haven	FL	1973	Titan MK9b	1600	9	1:24.943	5:57.465	1 Lap
20	7	87	2CF	Roy Crowninshield	Asheville	NC	1979	Crossle 35F CF	1600	7	1:40.010	1:14.979	1 Laps
DNF	DNF	2	2CF	John Mark Gray	Hoschton	GA	1979	Zink 10C	1600			15.625	1 Laps
DNF	DNF	10	2CF	Thomas Fraelich	Marathon	FL	1979	Crossle CF	1600			15.768	0.143
DNF	DNF	52	2CF	Chris Forrer	Pensacola	FL	1978	Ford Tiga	1600			15.841	0.073
Not classified													
DNS	DNF	35	7BSR	Larry Wilson	Columbia	SC	1974	Bobsy SR6	2000				

Margin of Victory	Avg. Speed	Best Lap Tm	Best Speed	Best Lap by
0.180	74.319	1:12.528	100.265	59 - Dave Handy


Chief of Timing & Scoring: Neil Harmon

Orbits

Race Director: Mike Jackson

www.mylaps.com

Licensed to: Just N Thyme Services

**VDCA 2016 Season Finale****Sorted on Laps****Group 3****Roebing Road Raceway 2.020 miles****Feature Race****12/10/2016 03:00 PM****Race (15:00 Time) started at 15:16:05**

Pos	PIC	No.	Class	Name	City	ST	Yr	Model	Disp.	Laps	Best Tm	Total Tm	Gap
1	1	16	3FM	Ray Morgan	Jasper	GA	1964	Merlyn Mk 6	1294	11	1:25.898	5:02.744	
2	1	72	3EP	Dave Bondon	Duluth	GA	1964	Morgan 4X4	1600	11	1:27.131	6:07.652	4.908
3	2	40	3EP	Hap Waldrop	Greenville	SC	1967	MG B	1800	11	1:26.868	5:10.382	2.730
4	1	71	3ITA	Jay Javetz	Savannah	GA	1991	Mazda Miata	1600	11	1:27.520	5:12.057	1.675
5	3	133	3EP	Rick Starkweather	Raleigh	NC	1972	MG B	1847	11	1:26.490	5:12.850	0.793
6	4	60	3EP	Sid Collins	Apopka	FL	1960	Porsche 356B	1600	11	1:28.311	5:22.410	9.560
7	5	18	3EP	John Fontanella	Annapolis	MD	1964	MG B	1848	11	1:27.643	5:23.357	0.947
8	6	43	3EP	Hank Giffin	Norfolk	VA	1959	Morgan +4	2188	11	1:27.505	5:23.830	0.473
9	7	160	3EP	Tom Coryn	Brandon	FL	1965	MG B	1946	11	1:30.028	5:39.659	5.829
10	2	36	3ITA	Ken Schuster	Savannah	GA	1990	Mazda Miata	1600	11	1:29.814	5:39.899	0.240
11	3	37	3ITA	William Logan	Wilmington	NC	1990	Mazda Miata	1600	11	1:29.970	5:40.388	0.489
12	2	7	3FM	Red Myst/ H. Grady	Palm City	FL	1958	Lotus XI	1460	11	1:28.515	5:48.492	8.104
13	8	34	3EP	Mike Morrison	Lyman	SC	1975	MG B	1822	11	1:30.850	5:52.669	4.177
14	9	116	3EP	John Hasty	Gastonia	NC	1959	Triumph TR3A	2188	11	1:31.795	7:04.337	1.668
15	10	74	3EP	Stan Heath	Knoxville	TN	1965	MG B	1800	11	1:31.351	7:11.005	6.668
16	4	21	3ITA	Bill Vanderford	Suwanee	GA	1990	Mazda Miata	1600	11	1:31.053	7:19.400	8.395
17	11	67	3EP	Donovan Cheek	Nashville	TN	1967	Porsche 912	1720	11	1:32.856	7:36.576	7.176
18	1	26	3BS	David Anderson	Tallahassee	FL	1967	Alfa Romeo GTV	1780	10	1:32.237	5:10.169	1 Lap
19	2	96	3BS	Tom Turner	Jacksonville	FL	1972	Alfa Romeo GTV	1600	10		7:22.252	.083
20	1	68	3CP	Leo Oddi	Fredericksburg	VA	1968	Triumph 250	2498	9	1:30.079	4:05.999	1 Lap
DNF	›NF	66	3DP	Spencer Shepard	Charlotte	NC	1965	Chev. Corvair	2689	5	1:39.341	0:14.458	› Laps
DNF	›NF	25	3ITA	Quintin Cowart	Savannah	GA	1991	Mazda MX5	1600	3	1:27.680	4:28.025	› Laps
DNF	›NF	31	3ITA	Johnny Johnson	Tifton	GA	1992	Mazda Miata	1600	3	1:38.301	5:08.894	0.869
DNF	›NF	16B	1FP	Mark Craig	Brentwood	TN	1969	Triumph Spitfire	1300	3	1:35.014	5:30.795	1.901
Not classified													
DNS	›NS	159	3EP	Peter Dunn	Midlothian	VA	1963	Morgan 4x4	1500				
DNS	›NS	118	3ITA	Dale Oesterle	Powell	OH	1991	Mazda Miata	1600				
DNS	›NS	177	3EP	Dean Tetterton	Richmond	VA	1964	Triumph TR4	2188				
DNS	›NS	6	3DP	Burton Stein	Nashville	TN	1967	Triumph GT6	1998				
DNS	›NS	17	3BS	Harvey Lewis	Gainesville	FL	1970	Datsun 510	1600				
DNS	›NS	86	8CP	Bill Charlton	Winter Park	FL	1972	Porsche 914-6	1994				


Announcements

Car 96 not detected, manually scored. Fast Lap time approximate

Margin of Victory	Avg. Speed	Best Lap Tm	Best Speed	Best Lap by
4.908	83.088	1:25.898	84.659	16 - Ray Morgan

Chief of Timing & Scoring: Neil Harmon**Orbits****Race Director: Mike Jackson**www.mylaps.com

Licensed to: Just N Thyme Services

**VDCA 2016 Season Finale****Sorted on Laps****Group 6 8****Roebing Road Raceway 2.020 miles****Feature Race****12/10/2016 01:00 PM****Race (20:00 Time) started at 13:16:59**

Pos	PIC	No.	Class	Name	City	ST	Yr	Model	Disp.	Laps	Best Tm	Total Tm	Gap
1	1	88	8CP	Paul Netterstrom	Cocoa Beach	FL	1961	Lotus Super 7	1498	5	1:21.307	6:53.610	
2	1	188	6BP	Tom Rogers	Marietta	GA		Porsche 911	3000	5	1:22.494	7:00.087	6.477
3	1	84	8ITO	Peter Shadowen	W. Palm Beach	FL	1983	BMW 528i	3500	5	1:23.970	7:04.409	4.322
4	1	4	6ASR	Mike Levine	Cumming	GA	1965	Chev. Corv8	3310	5	1:23.626	7:06.716	2.307
5	1	173	8ITR	John Maddox	Jacksonville	FL	1973	Porsche 911	3000	5	1:25.332	7:12.162	5.446
6	1	316	8BS	Skip Bryan	The Villages	FL	1972	BMW 2002	1990	5	1:25.011	7:12.495	0.333
7	1	24	8BP	Douglas Hagopian	Windermere	FL	1968	Porsche 911	2041	5	1:25.300	7:13.517	1.022
8	2	131	6BP	Gary Hagopian	Sunapee	NH	1963	Jaguar coupe	4200	5	1:25.798	7:17.195	3.678
9	2	74	8CP	Bob Desloge	Bolivia	NC	1972	Lotus Europa	1558	5	1:25.535	7:17.488	0.293
10	2	56	8BS	Ernie Bello	W. Palm Beach	FL	1974	Opel Kadett GT/E	1979	5	1:26.439	7:17.976	0.488
11	1	62	8DP	Cesar Cone	Charlotte	NC	1967	Alfa Romeo Duetto	1962	5	1:25.770	7:18.614	0.638
12	3	23	8CP	Steve Lipsky	Jacksonville	FL	1971	Datsun 240Z	2400	5	1:25.755	7:18.947	0.333
13	4	161	8CP	Henry Costanzo	Marietta	GA	1973	Datsun 240Z	2494	5	1:25.845	7:23.275	4.328
14	1	89	8AP	H. Smith/ D. Perelle	Montgomery	AL	1978	Datsun 280Z	2800	5	1:26.862	7:27.866	4.591
15	3	206	8BS	Joe Liles	Charlotte	NC	1970	BMW 2002	1990	5	1:28.582	7:32.909	5.043
16	3	41	6BP	John A. Sybrandt	Dallas	GA	1966	Sunbeam Tiger	5000	5	1:28.005	7:33.704	0.795
17	2	177	8DP	Ariel Dorra	Jupiter	FL	1967	Alfa Romeo Duetto	1962	5	1:28.681	7:39.322	5.618
18	2	73	8AP	David Bearden	Brentwood	TN	1972	Porsche 911RS	2800	5	1:30.269	7:40.581	1.259
19	3	58	8AP	Doug Lawhorn	Jacksonville	FL	1972	Porsche 911	2400	5	1:29.536	7:41.005	0.424
20	4	93	6BP	Scott Cracraft	Mt. Pleasant	SC	1965	Ford Shelby GT350R	2890	5	1:29.103	7:41.406	0.401
21	5	27	6BP	Robert Demetrius	Lake Mary	FL	1973	Porsche 911 RS	2700	5	1:29.574	7:48.317	6.911
22	1	2	8RS	Al Taylor	Milton	NC	1984	BMW 325i	2500	5	1:28.648	7:49.248	0.931
23	2	142	8RS	Steve Liadis	Pittsburgh	PA	1983	BMW 320i	2000	5	1:30.800	7:57.989	8.741
24	4	123	8BS	Manuel Vinas	W. Palm Beach	FL	1972	BMW 2002	1990	5	1:33.727	8:13.777	5.788
25	1	36	6AS	Bradley Steele	Johns Island	SC	1964	Ford Falcon	2890	4	1:29.012	6:11.497	1 Lap
26	5	14	8BS	Randy Kornegay	Montgomery	AL	1972	Ford Pinto	2300	4	1:36.264	6:42.449	0.952
27	5	37	8CP	Dan Bailey	Dothan	AL	1970	Datsun 240Z	2393	4	1:36.011	6:43.047	0.598
DNF	DNF	7	8DP	Richard Jemison	Pensacola	FL	1967	Alfa Romeo Duetto	1982			3.539	Laps
DNF	DNF	97	8DP	Craig Conway	Edgewater	FL	1969	Alfa Romeo Duetto	1998				

Announcements

Car 123 not detected, manually scored. Fast Lap time approximate.
 Race Checkered early due to incident on track.

Margin of Victory	Avg. Speed	Best Lap Tm	Best Speed	Best Lap by
6.477	87.909	1:21.307	89.439	88 - Paul Netterstrom

Chief of Timing & Scoring: Neil Harmon**Orbits****Race Director: Mike Jackson**www.mylaps.comLicensed to: **Just N Thyme Services**

**VDCA 2016 Season Finale****Sorted on Laps****Group 9 FV****Roebing Road Raceway 2.020 miles****Feature Race****12/10/2016 02:30 PM****Race (15:00 Time) started at 14:52:30**

Pos	PIC	No.	Class	Name	City	ST	Yr	Model	Disp.	Laps	Best Tm	Total Tm	Gap
1	1	16	1FV	Neil Sullivan	Fernandina B	FL	1969	Lynx FV	1200	10	1:27.439	14:59.310	
2	2	77	1FV	Marcus Jones	Moseley	VA	1966	Zink FV	1200	10	1:27.485	14:59.413	0.103
3	3	69	1FV	Mike Jackson	Palm Bch Grc	FL	1969	Shadowfax FV	1192	10	1:27.835	14:59.794	0.381
4	4	97	1FV	Michael Ennis	Hobe Sound	FL	1969	Lynx B	1200	10	1:28.026	15:00.535	0.741
5	5	130W	1FV	Mark Lemmon	Franklinton	NC	1965	Formcar FV	1200	10	1:29.183	15:22.926	22.391
6	1	15G	1FJ	Rod Knox/ H. Grz	Palm City	FL	1960	Lotus 18 FJ	1100	10	1:30.558	15:45.815	22.889
7	6	129	1FV	Paul Meis	Winston-Sale	NC	1969	Zink C4	1200	10	1:29.617	15:48.973	3.158
8	7	6	1FV	Oliver Tolksdorf	Benson	NC	1968	Beach Mk 5C	1200	10	1:35.994	16:28.230	39.257
9	8	130B	1FV	David Bane	Bland	VA	1971	Autodynamics MK III	1200	10		16:28.611	0.381
10	1	153	9PW	Scott Ebert	Crystal River	FL	1939	Dreyer Ford Special	4736	9	1:47.284	16:27.389	1 Lap
11	2	66	9PW	George Pardee	Clearwater	FL	1954	MG TF	1296	9	1:46.637	16:29.756	2.367
12	9	15B	1FV	Bob Clarke	Mt. Juliet	TN	1964	Bobsy FV	1200	8	1:50.457	15:24.229	1 Lap
13	3	56	9PW	Sam Blanton	Wendell	NC	1936	Winfield Ford Big Car	3311	8	1:50.735	15:33.982	9.753
14	4	8	9PW	Rick Sanders	Sarasota	FL	1930	Ford Speedster	209 ci	8		16:21.779	47.797
15	5	29	9PW	Bill Stelcher	Bradenton	FL	1929	Ford Model A Spdster	2100	7	2:05.580	15:06.783	1 Lap
Not classified													
DNS	DNS	62	1FV	Doug White	Winston-Sale	NC	1969	Zink Z5 FV	1200				
DNS	DNS	11	1FV	Alan Harriman	Fernandina B	FL	1967	Zink FV	1200				


Announcements

Cars 8 and 130B not detected, manually scored. Fast Lap times approximate.

Margin of Victory	Avg. Speed	Best Lap Tm	Best Speed	Best Lap by
0.103	80.862	1:27.439	83.167	16 - Neil Sullivan

Chief of Timing & Scoring: Neil Harmon**Orbits****Race Director: Mike Jackson**www.mylaps.com

Licensed to: Just N Thyme Services

**VDCA 2016 Season Finale****Sorted on Laps****Special Races****Roebing Road Raceway 2.020 miles****60 Minute Enduro****12/11/2016 09:30 AM****Race (1:00:00 Time) started at 9:38:15**


Pos	PIC	No.	Class	Name	City	ST	Yr	Model	Disp.	Laps	Best Tm	Total Tm	Gap
1	1	59	7S2	Dave Handy	Semora	NC	1988	Swift DB2	2000	35	1:13.106	2:00.565	
2	2	5	7S2	Willis Worheide	Hilton Head	SC	1988	Swift DB	2000	35	1:18.598	3:33.112	.547
3	1	51	7HS2	Tom Kane	Lynchburg	VA	1983	TIGA SC83	2000	34	1:17.992	2:38.620	1 Lap
4	1	88	8CP	Paul Netterstrom	Cocoa Beach	FL	1961	Lotus Super 7	1498	34	1:20.668	3:01.803	3.183
5	3	187	7S2	Ben Sinnott	Fairfield	CT	1991	Lola T90/91	2000	33	1:15.403	9:07.791	1 Lap
6	1	10	1DSR	Casey Haddock	Satellite Beach	FL	1980	Legrand MK 18	750	33	1:20.945	2:37.750	.959
7	1	62	8DP	Ceasar Cone	Charlotte	NC	1967	Alfa Romeo Duetto	1962	33	1:23.357	3:07.631	9.881
8	1	24	8BP	Douglas Hagopian	Windermere	FL	1968	Porsche 911	2041	33	1:23.564	3:08.718	1.087
9	2	23	8CP	Steve Lipsky	Jacksonville	FL	1971	Datsun 240Z	2400	33	1:25.390	3:32.291	3.573
10	1	131	6BP	Gary Hagopian	Sunapee	NH	1963	Jaguar coupe	4200	32	1:24.903	2:36.999	1 Lap
11	4	4	7S2	Greg Miller	Richmond	VA	1985	Swift DB2	2000	32	1:17.262	2:39.674	2.675
12	1	173	8ITR	John Maddox	Jacksonville	FL	1973	Porsche 911	3000	32	1:26.542	2:59.888	0.214
13	1	74	2CF	Christopher Tchorzn	St Augustine	FL	1976	Crossle 32 FF	1600	32	1:25.088	3:00.583	0.695
14	1	316	8BS	Skip Bryan	The Villages	FL	1972	BMW 2002	1990	32	1:24.977	3:05.010	4.427
15	1	6	1FP	Robert Stewart	Norcross	GA	1967	Triumph Spitfire	1296	32	1:25.950	3:06.870	1.860
16	1	89	8AP	H. Smith/D. D. Perel	Montgomery	AL	1978	Datsun 280Z	2800	32	1:25.172	3:33.755	5.885
17	2	7	8DP	Richard Jemison	Pensacola	FL	1967	Alfa Romeo Duetto	1982	31	1:26.273	2:40.293	1 Lap
18	1	18	7SR	Jim Matthews	Douglasville	GA	1996	Toyota WSR	1594	31	1:26.972	2:42.486	2.193
19	1	128	1CS	Shea Brown	Myrtle Beach	SC	1974	Fiat 128cs	1500	31	1:27.384	2:58.736	5.250
20	1	94	1HP	Brian MacEachern	Flat Rock	NC	1959	Austin Sprite	989	31	1:29.775	3:02.913	4.177
21	1	17	1GP	Tim Slater	West Palm Bea	FL	1965	Triumph Spitfire	1147	31	1:30.059	3:06.109	3.196
22	2	27	6BP	Robert Demetrius	Lake Mary	FL	1973	Porsche 911 RS	2700	31	1:30.340	3:30.607	4.498
23	1	74W	3EP	Stan Heath	Knoxville	TN	1965	MG B	1800	30	1:31.233	2:35.809	1 Lap
24	1	36	3ITA	Ken Schuster	Savannah	GA	1990	Mazda Miata	1600	29	1:26.997	3:52.438	1 Lap
25	1	26	3BS	David Anderson	Tallahassee	FL	1967	Alfa Romeo GTV	1780	29	1:31.481	2:59.257	.819
26	3	41	6BP	John A. Sybrandt	Dallas	GA	1966	Sunbeam Tiger	5000	29	1:29.016	3:12.919	3.662
27	2	116	3EP	John Hasty	Gastonia	NC	1959	Triumph TR3A	2188	28	1:26.305	3:52.713	1 Lap
28	2	206	8BS	Joe Liles	Charlotte	NC	1970	BMW 2002	1990	28	1:27.365	9:19.948	7.235
29	3	14	8BS	Randy Kornegay	Montgomery	AL	1972	Ford Pinto	2300	26	1:34.790	2:57.171	. Laps
30	2	87	2CF	Roy Crowninshield	Asheville	NC	1979	Crossle 35F	1600	25	1:30.386	3:35.919	1 Lap
31	1	97	1FV	Michael Ennis	Hobe Sound	FL	1969	Lynx B	1200	24	1:28.083	5:51.584	1 Lap
32	3	34	3EP	Mike Morrison	Lyman	SC	1975	MG B	1822	23	1:29.472	1:53.409	1 Lap
33	1	67	2FL	Joe Henslee	Knoxville	TN	1984	Reynard SF-84 FC	2000	22	1:21.474	7:11.184	1 Lap
34	4	188	6BP	Tom Rogers	Marietta	GA		Porsche 911	3000	22	1:22.280	3:34.146	.962
35	3	161	8CP	Henry Costanzo	Marietta	GA	1973	Datsun 240Z	2494	21	1:26.357	0:54.751	1 Lap
36	4	37	8CP	Dan Bailey	Dothan	AL	1970	Datsun 240Z	2393	19	1:34.948	5:43.919	. Laps
37	2	31	3ITA	Johnny Johnson	Tifton	GA	1992	Mazda Miata	1600	19	1:36.619	5:56.297	2.378
38	1	33	2FB	Larry Wilson	Columbia	SC	1969	Brabham BT-29	1600	17	1:18.320	3:30.024	. Laps

Announcements

- Race Checkered early due to incident on track.
- Cars 4, 34, 188 penalized for short Pit Stop
- Car 206 penalized for no Pit Stop

Margin of Victory	Avg. Speed	Best Lap Tm	Best Speed	Best Lap by
1:32.547	81.562	1:13.106	99.472	59 - Dave Handy

Chief of Timing & Scoring: Neil Harmon**Orbits****Race Director: Mike Jackson**www.mylaps.comLicensed to: **Just N Thyme Services**



VDCA 2016 Season Finale

Sorted on Laps

Special Races

Roebing Road Raceway 2.020 miles

60 Minute Enduro

12/11/2016 09:30 AM

Race (1:00:00 Time) started at 9:38:15

Pos	PIC	No.	Class	Name	City	ST	Yr	Model	Disp.	Laps	Best Tm	Total Tm	Gap
39	4	159	3EP	Peter Dunn	Midlothian	VA	1963	Morgan 4x4	1500	12	1:29.186	3:31.691	0 Laps
40	1	2	8RS	Al Taylor	Milton	NC	1984	BMW 325i	2500	11	1:29.908	7:37.135	1 Lap
41	5	133	3EP	Rick Starkweather	Raleigh	NC	1972	MG B	1847	11	1:27.884	4:46.932	.797
42	6	43	3EP	Hank Giffin	Norfolk	VA	1959	Morgan +4	2188	9	1:27.281	3:50.490	0 Laps
43	2	96	3BS	Tom Turner	Jacksonville	FL	1972	Alfa Romeo GTV	1600	8	1:36.878	3:29.959	1 Lap
44	3	21	3ITA	Bill Vanderford	Suwanee	GA	1990	Mazda Miata	1600	6	1:33.349	0:00.360	0 Laps
45	4	37W	3ITA	William Logan	Wilmington	NC	1990	Mazda Miata	1600	5	1:34.945	8:19.709	1 Lap

Announcements

- Race Checkered early due to incident on track.
- Cars 4, 34, 188 penalized for short Pit Stop
- Car 206 penalized for no Pit Stop

Margin of Victory	Avg. Speed	Best Lap Tm	Best Speed	Best Lap by
1:32.547	81.562	1:13.106	99.472	59 - Dave Handy

Chief of Timing & Scoring: Neil Harmon

Orbits

Race Director: Mike Jackson

www.mylaps.com

Licensed to: Just N Thyme Services