



# VDCA Racing Flags




Signals a clear course, and the start or restart of a race.



Check your mirrors and hold your line. Another competitor is following closely or overtaking.





**Single Stationary Yellow:** Reduce speed, no passing.  
**Single Waving Yellow:** Immediate danger, reduce speed, no passing.



Signals a wet surface or debris on the track. Exercise caution.

Racing may resume when past the incident and you can see the next manned flag station has no flag displayed.




**Double Yellows:** Slow down, no passing. The entire course is under yellow. Prepare for the Safety Car to enter the course with lights flashing. All competitors must keep pace with the Safety Car. Lights off indicates the intention of a restart at Start/Finish.



**Stationary White:** Signals a slow-moving competitor or Emergency Vehicle is on the track. Reduce speed, pass with care.


**Waving White At Start/Finish:**

Indicates one lap to go in the race.




**Displayed with car number:** Stop racing. Report to the Black Flag Station in the Pits.


**Displayed at all stations:** Stop racing. The race or session is suspended. Return to the Pits.



**Displayed with car number:** The “Meatball” flag indicates something is mechanically wrong with your race car. Stop racing. Report to the Black Flag Station in the Pits.



Signals extreme danger. Stop racing. Come to a controlled stop on the right side of the track with line of sight to a manned flag station. Proceed cautiously to the Pits when signaled by a corner worker.



Signals the race or session is finished. Stop racing and return to the Pits.